



Youth Market Livestock Show Entry Worksheet

Deadline: December 15, 2017

DCLA Youth Fair PO Box 887
 Krum, TX 76249
 (940) 367-4633
dentonyouthfair.com

4-H/FFA/FCCLA: _____

Exhibitor Name: _____

Parent/Guardian: _____

Parent/Guardian Phone: _____

Exhibitor Address: _____

Exhibitor City: _____

State: _____ Zip: _____

Exhibitor Phone: _____

Exhibitor Email: _____

Quality Counts: _____ DOB: _____

Exhibitor T- Shirt Size: _____

MARKET ENTRIES DUE: December 15, 2017			
Show	Qty.	Fee	Total
Market Steers			
Market Swine			
Market Lambs			
Market Goats			
Market Broilers			
Market Rabbits (Entries due 3/5/18)			

Grand Total _____

Entry Certification

1. All entry forms must be complete with all information, quality counts, & signatures at entry deadline. All exhibitors, parents & advisors agree that each animal shown in the Denton County Livestock Association Youth Fair may be subject to random drug testing.
2. Exhibitors who make the sale with more than one project must declare which project will sell within 30 min of completion of the Market Steer show. Superintendents of the involved division and the Livestock office must be notified ASAP. Failure to notify of changes will result in forfeit of any spot in sale.
3. To compete in the Denton County Youth Fair. We do not hold the Denton County Livestock Association or the North Texas State Fairgrounds or any other person connected with the show individually or collectively, liable for any bodily injury or any other Damages or loss sustained or suffered by said minor while at participation in the Denton County Livestock Association Youth Fair, Horse Show & Rodeo.

By signing below we agree to all rules and regulations of the DCLA Youth Fair.

Exhibitor Signature _____ Date _____

Parent Signature _____ Date _____

AST/CEA Signature _____ Date _____




Youth Market Livestock Show Entry Worksheet

Deadline: December 15, 2017

Exhibitor Name: _____


Family Entry: <input type="checkbox"/> Yes <input type="checkbox"/> No	List all family names:	
Entered Animal <input type="checkbox"/> Steer <input type="checkbox"/> Swine <input type="checkbox"/> Lamb <input type="checkbox"/> Goat <input type="checkbox"/> Broilers <input type="checkbox"/> Rabbit	DCLA Tag #	State Validated Tag #
	Breed	Color

Exhibitors must mark ear notches for each Market Swine entry:




Family Entry: <input type="checkbox"/> Yes <input type="checkbox"/> No	List all family names:	
Entered Animal <input type="checkbox"/> Steer <input type="checkbox"/> Swine <input type="checkbox"/> Lamb <input type="checkbox"/> Goat <input type="checkbox"/> Broilers <input type="checkbox"/> Rabbit	DCLA Tag #	State Validated Tag #
	Breed	Color

Exhibitors must mark ear notches for each Market Swine entry:




Family Entry: <input type="checkbox"/> Yes <input type="checkbox"/> No	List all family names:	
Entered Animal <input type="checkbox"/> Steer <input type="checkbox"/> Swine <input type="checkbox"/> Lamb <input type="checkbox"/> Goat <input type="checkbox"/> Broilers <input type="checkbox"/> Rabbit	DCLA Tag #	State Validated Tag #
	Breed	Color

Exhibitors must mark ear notches for each Market Swine entry:



Family Entry: <input type="checkbox"/> Yes <input type="checkbox"/> No	List all family names:	
Entered Animal <input type="checkbox"/> Steer <input type="checkbox"/> Swine <input type="checkbox"/> Lamb <input type="checkbox"/> Goat <input type="checkbox"/> Broilers <input type="checkbox"/> Rabbit	DCLA Tag #	State Validated Tag #
	Breed	Color

Exhibitors must mark ear notches for each Market Swine entry:



Request for Taxpayer Identification Number and Certification

**Give form to the
requester. Do not
send to the IRS.**

Print or type See Specific Instructions on page 2.	Name (as shown on your income tax return)	
	Business name, if different from above	
	Check appropriate box: <input type="checkbox"/> Individual/ Sole proprietor <input type="checkbox"/> Corporation <input type="checkbox"/> Partnership <input type="checkbox"/> Other ▶	
	<input type="checkbox"/> Exempt from backup withholding	
	Address (number, street, and apt. or suite no.)	Requester's name and address (optional)
City, state, and ZIP code		
List account number(s) here (optional)		

Part I Taxpayer Identification Number (TIN)

Enter your TIN in the appropriate box. The TIN provided must match the name given on Line 1 to avoid backup withholding. For individuals, this is your social security number (SSN). However, for a resident alien, sole proprietor, or disregarded entity, see the Part I instructions on page 3. For other entities, it is your employer identification number (EIN). If you do not have a number, see *How to get a TIN* on page 3.

Social security number								

or

Employer identification number								

Note. If the account is in more than one name, see the chart on page 4 for guidelines on whose number to enter.

Part II Certification

Under penalties of perjury, I certify that:

1. The number shown on this form is my correct taxpayer identification number (or I am waiting for a number to be issued to me), and
2. I am not subject to backup withholding because: (a) I am exempt from backup withholding, or (b) I have not been notified by the Internal Revenue Service (IRS) that I am subject to backup withholding as a result of a failure to report all interest or dividends, or (c) the IRS has notified me that I am no longer subject to backup withholding, and
3. I am a U.S. person (including a U.S. resident alien).

Certification instructions. You must cross out item 2 above if you have been notified by the IRS that you are currently subject to backup withholding because you have failed to report all interest and dividends on your tax return. For real estate transactions, item 2 does not apply. For mortgage interest paid, acquisition or abandonment of secured property, cancellation of debt, contributions to an individual retirement arrangement (IRA), and generally, payments other than interest and dividends, you are not required to sign the Certification, but you must provide your correct TIN. (See the instructions on page 4.)

Sign Here	Signature of U.S. person ▶	Date ▶
------------------	----------------------------	--------

Purpose of Form

A person who is required to file an information return with the IRS, must obtain your correct taxpayer identification number (TIN) to report, for example, income paid to you, real estate transactions, mortgage interest you paid, acquisition or abandonment of secured property, cancellation of debt, or contributions you made to an IRA.

U.S. person. Use Form W-9 only if you are a U.S. person (including a resident alien), to provide your correct TIN to the person requesting it (the requester) and, when applicable, to:

1. Certify that the TIN you are giving is correct (or you are waiting for a number to be issued),
2. Certify that you are not subject to backup withholding, or
3. Claim exemption from backup withholding if you are a U.S. exempt payee.

In 3 above, if applicable, you are also certifying that as a U.S. person, your allocable share of any partnership income from a U.S. trade or business is not subject to the withholding tax on foreign partners' share of effectively connected income.

Note. If a requester gives you a form other than Form W-9 to request your TIN, you must use the requester's form if it is substantially similar to this Form W-9.

For federal tax purposes, you are considered a person if you are:

- An individual who is a citizen or resident of the United States,
- A partnership, corporation, company, or association created or organized in the United States or under the laws of the United States, or
- Any estate (other than a foreign estate) or trust. See Regulations sections 301.7701-6(a) and 7(a) for additional information.

Special rules for partnerships. Partnerships that conduct a trade or business in the United States are generally required to pay a withholding tax on any foreign partners' share of income from such business. Further, in certain cases where a Form W-9 has not been received, a partnership is required to presume that a partner is a foreign person, and pay the withholding tax. Therefore, if you are a U.S. person that is a partner in a partnership conducting a trade or business in the United States, provide Form W-9 to the partnership to establish your U.S. status and avoid withholding on your share of partnership income.

The person who gives Form W-9 to the partnership for purposes of establishing its U.S. status and avoiding withholding on its allocable share of net income from the partnership conducting a trade or business in the United States is in the following cases:

- The U.S. owner of a disregarded entity and not the entity,